




FILTRATION GROUP®

SERIES 550 ODOR REMOVAL PLEAT



- *Effective gas phase filtration for common, compact applications*
- *Excellent gas phase filter for intermittent gas applications*
- *Excellent filter to determine if carbon filters will help remove the odor*
- *Low pressure drop*
- *Fits all standard front access frames & side access housings*
- *Disposable, easy to use, low service cost*
- *Produces little to no dust*
- *Efficient removal of particulate **MERV 6** (per ASHRAE Standard 52.2-2007)*
- *All filters wrapped and sealed in protective plastic bags*



DESCRIPTION

The Series 550 carbon pleated filters are designed for the control of intermittent odor problems. These filters remove a wide range of odors and common indoor air pollutants. The advanced media has improved capability to adsorb nuisance odors. The filter is constructed with a water resistant board with pleated media to increase capacity and reduce pressure drop. The Series 550 pleated filters are suitable for use in light duty commercial applications.

BENEFITS

In some light duty applications, the effectiveness of carbon pleated filters can equal many long-term solutions used for controlling odor problems. The Series 550 filters can be used as a low cost method to verify the potential effectiveness of carbon for controlling an odor problem.

APPLICATIONS

The Series 550 carbon pleated filter is well suited for use where gas contaminants are low and/or intermittent.

These filters are used in air make-up and re-circulation applications in office buildings, hospitals, airports, food courts, and manufacturing facilities.

SERIES 550 ODOR REMOVAL PLEAT



DIMENSIONS AND PERFORMANCE DATA

PART NUMBER*	NOMINAL SIZE (H x W x D)	INITIAL ACTUAL SIZE (H x W x D)	INITIAL RESISTANCE @ 250 fpm (" w.g.)	RESISTANCE @ 500 fpm (" w.g.)
15842	24 x 24 x 1	23 3/8 x 23 3/8 x 3/4	0.23	N/A
15841	20 x 24 x 1	19 3/8 x 23 3/8 x 3/4	0.23	N/A
15839	12 x 24 x 1	11 3/8 x 23 3/8 x 3/4	0.23	N/A
16336	24 x 24 x 2	23 3/8 x 23 3/8 x 1 3/4	0.13	0.34
39928	20 x 24 x 2	19 3/8 x 23 3/8 x 1 3/4	0.13	0.34
17077	12 x 24 x 2	11 3/8 x 23 3/8 x 1 3/4	0.13	0.34
17087	24 x 24 x 4	23 3/8 x 23 3/8 x 3 5/8	0.07	0.23
21102	20 x 24 x 4	19 3/8 x 23 3/8 x 3 5/8	0.07	0.23
16385	12 x 24 x 4	11 3/8 x 23 3/8 x 3 5/8	0.07	0.23

* Other sizes available upon request.

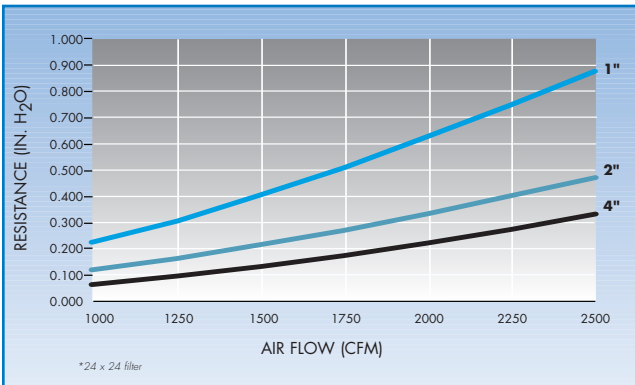
APPLICATION & MATERIALS

Rec. Final Resistance: 1.25" w.g.

Frame: Moisture Resistant Die Cut

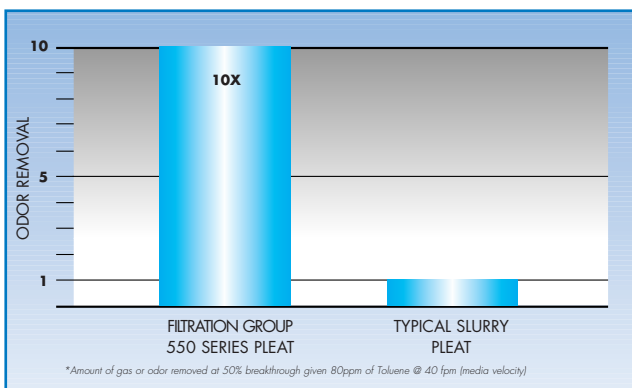
Media: The pleated media is constructed of a bi-component polyester fiber. A thermal bonding process attaches the fibers to the activated carbon particles, keeping the carbon in place without the use of adhesives. This unique process maximizes the amount of carbon surface area that is exposed to odors.

AIR FLOW VS. RESISTANCE*



*24 x 24 filter

ODOR REMOVAL*



*Amount of gas or odor removed at 50% breakthrough given 80ppm of Toluene @ 40 fpm (media velocity)

ENGINEERING SPECIFICATIONS

1.0 General

- 1.1 Filters shall be Aerostar® Series 550 odor removal pleated air filters as manufactured by Filtration Group.
- 1.2 Filters shall be available in nominal depths of 1", 2" and 4".
- 1.3 Filters are manufactured by an ISO 9001 registered company.

2.0 Filter Materials of Construction

- 2.1 Media shall be carbon loaded non-woven media consisting of 100% synthetic fibers that do not support microbial growth. Media shall contain virgin coconut shell activated carbon loaded at 200 grams per square meter.
- 2.2 Frame shall be a heavy duty, high strength, moisture resistant paperboard with cross member design that increases filter rigidity and prevents breaching. Frame shall be made with 100% recycled paperboard with an average of 35% post-consumer content. Frame shall be recyclable.
- 2.3 Filters shall be of a metal-free construction that can be completely incinerated and does not contain galvanized steel in order to reduce its impact when land filled.

3.0 Filter Performance

- 3.1 Filters shall be available in a MERV 6 configuration when fully tested in accordance with ASHRAE 52.2-2007 Test Standard.
- 3.2 Filter shall have a low initial pressure drop that shall not exceed 0.34" w.g. at 500 fpm air flow for a 2" filter.
- 3.3 Filters shall be rated to withstand a continuous operating temperature of up to 150°F.
- 3.4 Filters shall have a recommended final resistance of 1.25" w.g.



Phone: 252-946-2663 • Fax: 252-946-2651
P.O. Box 158 • Washington, NC 27889
Web: www.optimumfiltration.com

© FG 12/11



FILTRATION GROUP®

Phone: 877-FG-TEAM (344-8326) ■ Fax: 800-518-1162
www.filtrationgroup.com ■ e-mail: aerostar@filtrationgroup.com

WHEN CLEAN AIR MATTERS
ISO 9001 Registered Company